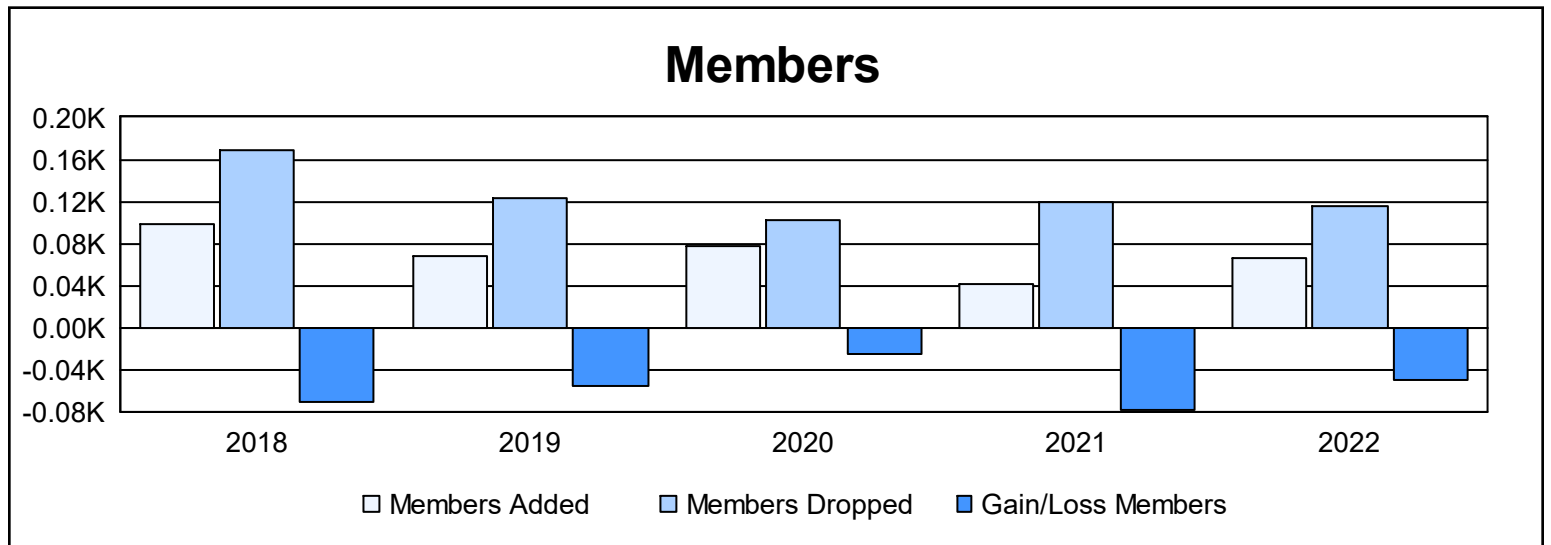
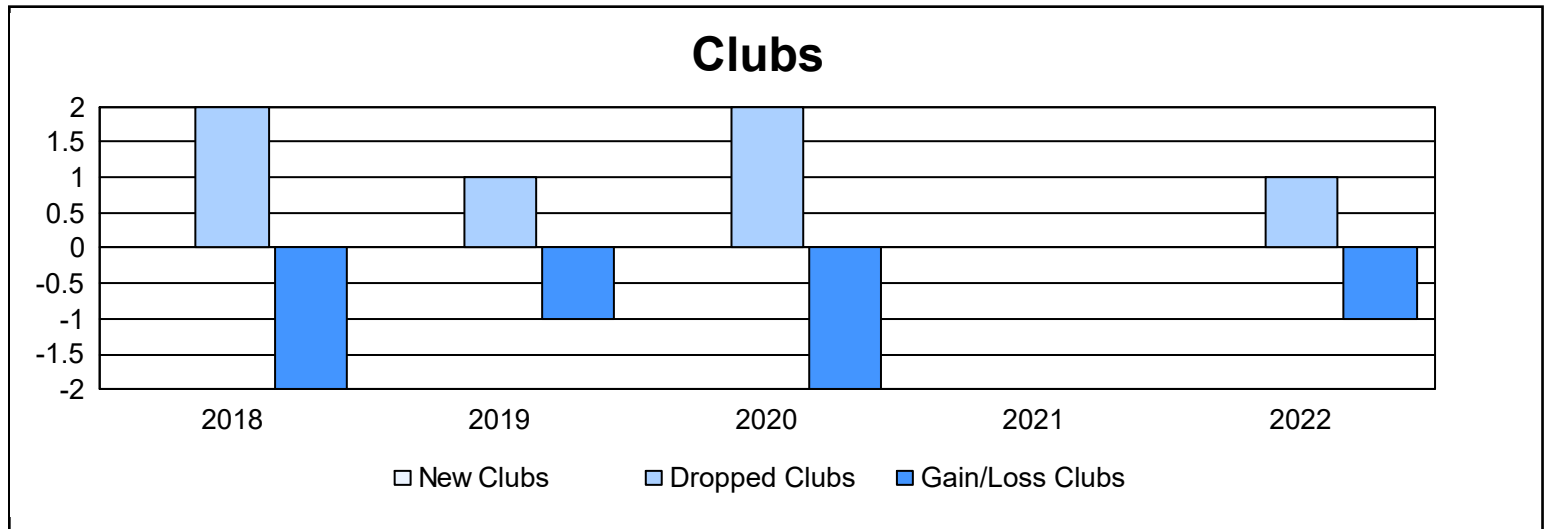
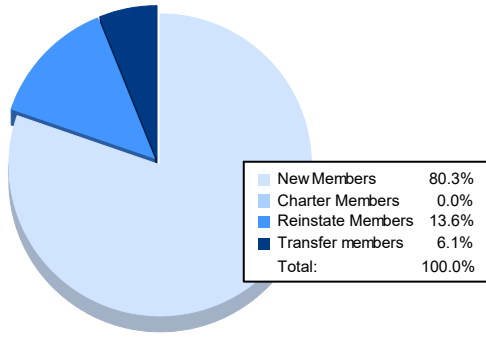


| Year           | New Clubs | Dropped Clubs | Gain/ Loss Clubs | New Members | Charter Members | Reinstate Members | Transfer Members | Total Member Added | Total Members Dropped | Gain/ Loss Members |
|----------------|-----------|---------------|------------------|-------------|-----------------|-------------------|------------------|--------------------|-----------------------|--------------------|
| 2017-2018      | 0         | 2             | -2               | 83          | 1               | 2                 | 12               | 98                 | 169                   | -71                |
| 2018-2019      | 0         | 1             | -1               | 61          | 0               | 5                 | 2                | 68                 | 123                   | -55                |
| 2019-2020      | 0         | 2             | -2               | 71          | 2               | 2                 | 3                | 78                 | 103                   | -25                |
| 2020-2021      | 0         | 0             | 0                | 37          | 0               | 2                 | 3                | 42                 | 120                   | -78                |
| 2021-2022      | 0         | 1             | -1               | 53          | 0               | 9                 | 4                | 66                 | 116                   | -50                |
| <b>Average</b> | <b>0</b>  | <b>1</b>      | <b>-1</b>        | <b>61</b>   | <b>1</b>        | <b>4</b>          | <b>5</b>         | <b>70</b>          | <b>126</b>            | <b>-56</b>         |



### Membership Composition June 2022 Cumulative



### Gender Composition June 2022 Cumulative

